

Towersey Festival

Sunday 30 August 2015



Advanced Ukulele Workshop
Hosted by Hamish Currie
of
Berkhamsted Ukulele Random
Players

www.BURPmusic.com

City Of New Orleans by Steve Goodman

Page 1 of 2

[C] Ridin' on the [G] City of New [C] Orleans
[Am] Illinois Central [F] Monday mornin' [C] rail [G]
[C] There's 15 cars, and [G] 15 restless [C] riders
[Am] 3 conductors and [G] 25 sacks of [C] mail

All [Am] along the southbound odyssey, and the [Em] train pulls
out of Kankakee

And [G] rolls past the houses, farms and [D] fields

[Am] Passin' towns that have no name,

And [Em] freight yards full of old black men

[G] The graveyards of [G7] rusted automo- [C] biles [C7]

Chorus:

[F] Good mornin' [G] America, how [C] are you?

Sayin' [Am] don't you know me? [F] I'm your native [C] son [G]

I'm the [C] train they call the [G] City of New [Am] Orleans [D]

I'll be [Bb] gone five [F] hundred [G] miles when the day is [C]
done.

[C] I was dealin' cards with the [G] old men in the club [C] car.

[Am] Penny a point, ain't [F] no one keepin' [C] score [G]

[C] Pass the paper [G] bag that holds that [C] bottle.

[Am] Hear the wheels [G] rumblin' 'neath the [C] floor.

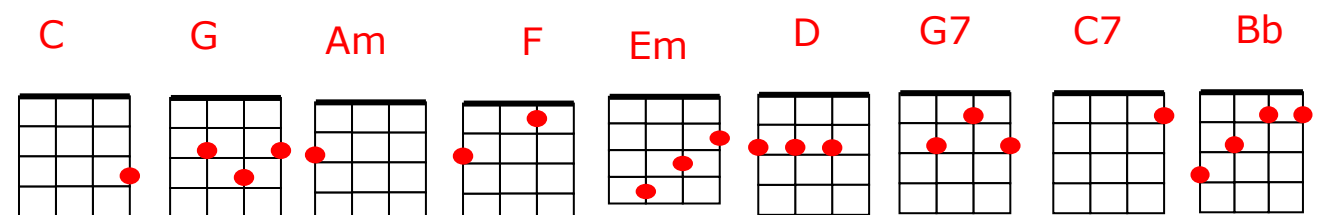
And the [Am] sons of Pullman Porters, and the [Em] sons of
engineers

Ride their [G] father's magic carpet made of [D] steel

[Am] Mothers with their babes asleep are [Em] rockin' to the
gentle beat

And the [G] rhythm of the [G7] rails is all they [C] feel. [C7]

Chorus



City Of New Orleans by Steve Goodman

Page 2 of 2

[C] Night-time on the [G] City of New [C] Orleans.
[Am] Changin' cars in [F] Memphis, Tennes- [C] see [G]
[C] Halfway home, and [G] we'll be there by [C] mornin'
Through the [Am] Mississippi darkness [G] rollin' to the [C] sea.

[Am] And all the towns and people seem [Em] to fade into a bad
dream

And the [G] steel rails still ain't heard the [D] news

[Am] The conductor sings his songs again [Em] "The passengers
will please refrain..."

This [G] train has got the [G7] disappearin' railroad [C] blues [C7]

Chorus:

[F] Good night [G] America, how [C] are you?
Sayin' [Am] don't you know me? [F] I'm your native [C] son [G]
I'm the [C] train they call the [G] City of New [Am] Orleans [D]
I'll be [Bb] gone five [F] hundred [G] miles when the day is [C]
done.

Repeat chorus

Buffalo Gals American trad.

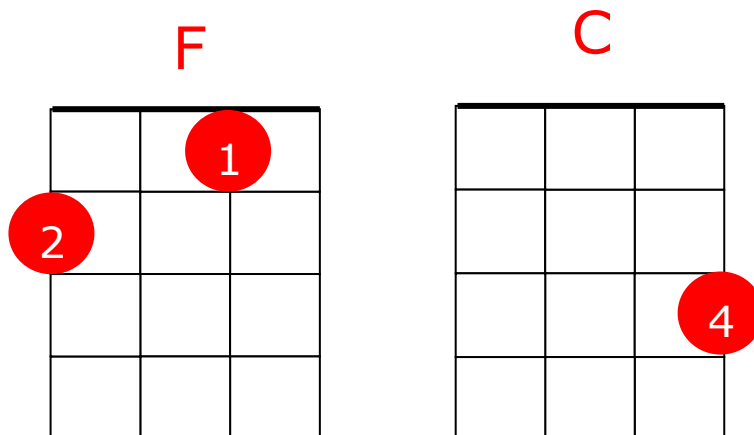
Chorus:

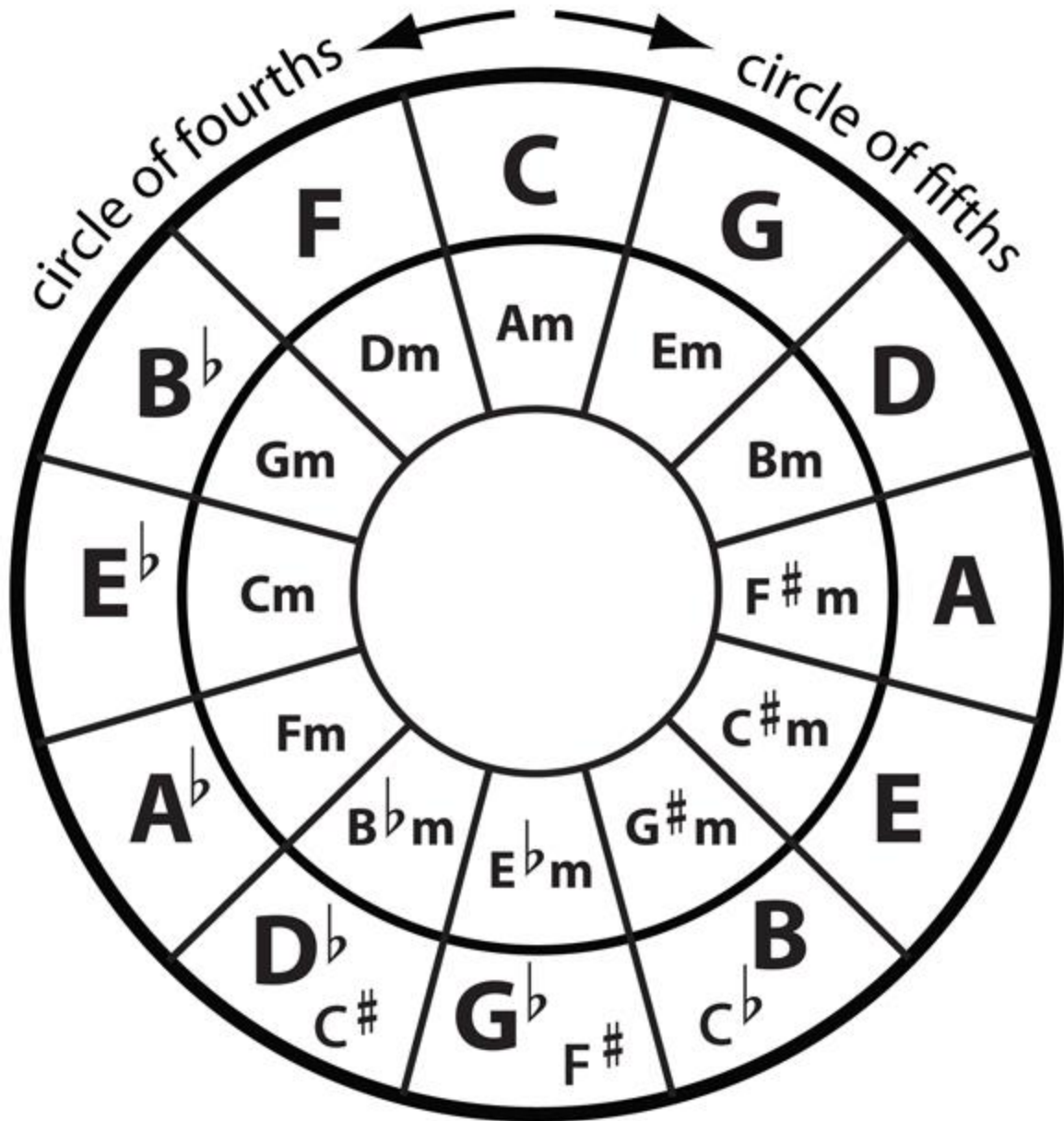
[F] Buffalo gals won't you come out tonight?
[C] Come out tonight? [F] Come out tonight?
Buffalo gals won't you come out tonight
And [C] dance in the light of the [F] moon?

I [F] danced with a gal with a hole in her stocking,
Her [C] heel kept a-rockin' and her [F] toe kept a-knockin'.
I danced with a gal with a hole in her stocking
And we [C] danced in the light of the [F] moon.

[F] I got a gal that lives on the hill,
[C] Lives on the hill, [F] lives on the hill.
I've got a gal that lives on the hill;
[C] Tell me, won't you come out to- [F] night?

She's the [F] bootlegger's daughter and I love her still,
I [C] love her still, I [F] love her still.
The bootlegger's daughter and I love her still;
[C] Tell me, won't you come out to- [F] night?





Need Your Love So Bad - Little Willie John, via Fleetwood Mac - page 1 of 2

Intro:

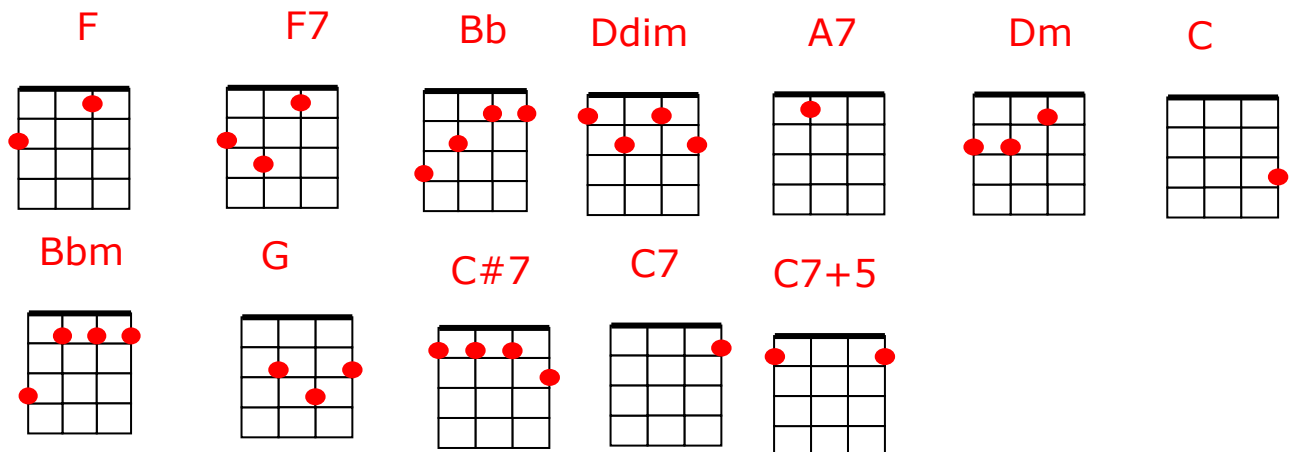
[F] / / / [F7] / / /
 [Bb] / / / [Ddim] / / /
 [F] / [A7] [Dm] / [Bb] [Bbm] [C] /
 [F] / [Bb] [Bbm] [F] / [C]

I need someone's [F] hand to lead me through the [F7] night
 I need someone's [Bb] arms to hold and [Ddim] squeeze me tight
 Cos when the [F] night begins [A7] [Dm]
 Oh, and I'm [Bb] at an end [C]
 That's when I [F] nee- [Bb] ed your love so [F] bad [C]

I need someone's [F] lips to feel close to [F7] mine
 I need someone to [Bb] stand up, baby, to stand up and [Ddim]
 tell me when I'm lying
 Cos when the [F] lights are low, [A7] [Dm] oh, and it's [Bb] time
 to go [C]
 That's when I [F] nee- [Bb] ed your love so [F] bad [F7]

So why don't you [Bb] give it up, bring it [Ddim] home to me
 Write it on a piece of [F] paper, baby, so it can be [F7] read to me
 [G] Tell me that you love me, stop driving me mad
 Oh because [C] I [C#7] need your love so [C7] bad [C7+5]

I need your soft [F] voice to talk to me at [F7] night
 You don't have to [Bb] worry, baby, I know we can [Ddim] make
 everything all right
 [F] Listen to my plea, [A7] [Dm] [Bb] bring it to me [C]
 Because I [F] nee- [Bb] ed your love so [F] bad [F7]



Need Your Love So Bad - Little Willie John, via Fleetwood Mac - page 2 of 2

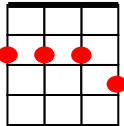
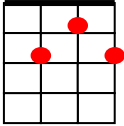
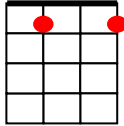
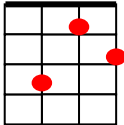
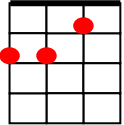
So why don't you [Bb] give it up
Bring it [Ddim] home to me
Write it on a piece of [F] paper, baby, so it can be [F7] read to me
[G] Tell me that you love me, stop driving me mad
Oh because [C] I [C#7] need your love so [C7] bad [C7+5]

I need your soft [F] voice to talk to me at [F7] night
You don't have to [Bb] worry, baby, I know we can [Ddim] make
everything all right
[F] Listen to my plea, [A7] [Dm] [Bb] bring it to me [C]
Because I [F] need- [F7] ed your love so [D7] bad
Because I [G7] need- [Gdim] [G7] [G7+5] ed [C]
Because I need your love so [F] bad

Outro:
--3-----2-----1-----

3---3-2---2-1---1-0

[F] [F6] [F] [F7]

D7	G7	Gdim	G7+5	F6
				

Cheshire Waltz - From Acoustic magazine - page 1 of 2

Allegro moderato

Arr. Gamble

The first system of musical notation for 'Cheshire Waltz' consists of a treble clef staff with a key signature of one sharp (F#) and a 3/4 time signature. The melody begins with a quarter note G4, followed by eighth notes A4, B4, and C5. The accompaniment starts with a bass line of two quarter notes (G2, C3) and a treble line of two quarter notes (G4, C5). The system concludes with two measures of chords marked with a 'V' (Vibrato) and a 'Y' (Yamaha) symbol.

The second system of musical notation continues the piece. It features a treble clef staff with a key signature of one sharp (F#) and a 3/4 time signature. The melody starts with a quarter note G4, followed by eighth notes A4, B4, and C5. The accompaniment begins with a bass line of two quarter notes (G2, C3) and a treble line of two quarter notes (G4, C5). The system includes a measure with a 'BV' (Basso Continuo) marking and another with a 'BVII' marking.

The third system of musical notation continues the piece. It features a treble clef staff with a key signature of one sharp (F#) and a 3/4 time signature. The melody starts with a quarter note G4, followed by eighth notes A4, B4, and C5. The accompaniment begins with a bass line of two quarter notes (G2, C3) and a treble line of two quarter notes (G4, C5). The system includes a measure with a 'BVII' marking.

The fourth system of musical notation continues the piece. It features a treble clef staff with a key signature of one sharp (F#) and a 3/4 time signature. The melody starts with a quarter note G4, followed by eighth notes A4, B4, and C5. The accompaniment begins with a bass line of two quarter notes (G2, C3) and a treble line of two quarter notes (G4, C5). The system includes a measure with a 'BV' (Basso Continuo) marking and another with a '15' marking.

The fifth system of musical notation continues the piece. It features a treble clef staff with a key signature of one sharp (F#) and a 3/4 time signature. The melody starts with a quarter note G4, followed by eighth notes A4, B4, and C5. The accompaniment begins with a bass line of two quarter notes (G2, C3) and a treble line of two quarter notes (G4, C5). The system includes a measure with a '20' marking.

The sixth system of musical notation continues the piece. It features a treble clef staff with a key signature of one sharp (F#) and a 3/4 time signature. The melody starts with a quarter note G4, followed by eighth notes A4, B4, and C5. The accompaniment begins with a bass line of two quarter notes (G2, C3) and a treble line of two quarter notes (G4, C5). The system includes a measure with a '25' marking and another with a 'BII' marking.

Cheshire Waltz - From Acoustic magazine - page 2 of 2

Ukulele sheet music for Cheshire Waltz, page 2 of 2. The page contains six systems of music, each with a treble clef staff and a three-line bass staff. The key signature is one sharp (F#). The systems are numbered 30, 35, 40, 45, and 50. The music includes various chords and melodic lines. Some systems have specific chord diagrams labeled BV, BVII, and BII. The bass staff contains fret numbers for the strings T, A, and B.

Walk Like an Egyptian - The Bangles

Intro: [G] *whistle*

[G] All the paintings on the tombs
They do the sand dance don't you know
If they move too quick (oh way oh)
They're falling down like a domino

[G] All the bazaar men by the Nile
They got the money on a bet
Gold crocodiles (oh way oh)
They snap their teeth on your cigarette

[C] Foreign types with the hookah pipes say
Ay oh way oh, ay oh way oh

[X] Walk like an Egyptian

In-betweenintro: [X]

[G] Blond waitresses take their trays
They spin around and they cross the floor
They've got the moves (oh way oh)
You drop your drink and they give you more

[G] All the school kids so sick of books
They like the punk and the metal band
When the buzzer rings (oh way oh)
They're walking like an Egyptian

[C] All the kids in the marketplace say
Ay oh way oh, ay oh way oh

[X] Walk like an Egyptian

In-betweenintro: [X]

Outro: [G] *whistle*

More outro: [X] *whistle*

